

DIESEL ENGINE-GENERATOR SET

3000-XC6DT2

3000 ekW / 60 Hz / Standby
 2800 ekW / 60 Hz / Prime
 480 - 13.8kV



SYSTEM RATINGS

Standby

| Voltage (L-L) | 480V** | 600V | 4160V | 12470V | 13200V | 13800V |
|------------------|-------------|-------------|-------------|-------------|-------------|-------------|
| Phase | 3 | 3 | 3 | 3 | 3 | 3 |
| PF | 0.8 | 0.8 | 0.8 | 0.8 | 0.8 | 0.8 |
| Hz | 60 | 60 | 60 | 60 | 60 | 60 |
| kW | 3000 | 3000 | 3000 | 3000 | 3000 | 3000 |
| kVA | 3750 | 3750 | 3750 | 3750 | 3750 | 3750 |
| AMPS | 4511 | 3609 | 520 | 174 | 164 | 157 |
| skVA@30% | | | | | | |
| Voltage Dip | 6400 | 6800 | 5250 | C/F | C/F | C/F |
| Generator Model* | 1030FDL1005 | 1030FDS1015 | 1020FDM1204 | 1030FDH1429 | 1030FDH1429 | 1030FDH1429 |
| Temp Rise | 130°C/27°C | 125°C/40°C | 130°C/27°C | 130°C/27°C | 130°C/27°C | 130°C/27°C |
| Connection | 6 LEAD WYE | 6 LEAD WYE | 6 LEAD WYE | 6 LEAD WYE | 6 LEAD WYE | 6 LEAD WYE |


Prime

| Voltage (L-L) | 480V | 600V | 4160V | 12470V | 13200V | 13800V |
|------------------|-------------|-------------|-------------|-------------|-------------|-------------|
| Phase | 3 | 3 | 3 | 3 | 3 | 3 |
| PF | 0.8 | 0.8 | 0.8 | 0.8 | 0.8 | 0.8 |
| Hz | 60 | 60 | 60 | 60 | 60 | 60 |
| kW | 2800 | 2800 | 2800 | 2800 | 2800 | 2800 |
| kVA | 3500 | 3500 | 3500 | 3500 | 3500 | 3500 |
| AMPS | 4210 | 3368 | 486 | 162 | 153 | 146 |
| skVA@30% | | | | | | |
| Voltage Dip | 6400 | 6800 | 5250 | C/F | C/F | C/F |
| Generator Model* | 1030FDL1005 | 1030FDS1015 | 1030FDM1204 | 1030FDH1429 | 1030FDH1429 | 1030FDH1429 |
| Temp Rise | 105°C/40°C | 105°C/40°C | 105°C/40°C | 105°C/40°C | 105°C/40°C | 105°C/40°C |
| Connection | 6 LEAD WYE | 6 LEAD WYE | 6 LEAD WYE | 6 LEAD WYE | 6 LEAD WYE | 6 LEAD WYE |

* The Generator Model Number identified in the table is for standard C Series Configuration. Consult the factory for alternate configuration.

** UL2200 Offered

STANDARD FEATURES


- // EPA Tier 2 Certified
- // Engine-Generator Set Tested to ISO 8528-5 for Transient Response
- // UL2200, CSA Listing Offered
- // Accepts Rated Load in One Step Per NFPA 110
- // All engine-generator sets are prototype and factory tested
- // MTU Onsite Energy is a single source supplier
- // Global Product Support
- // 2 Year Standard Warranty
- // Custom Design for Any Application
- // 20V 4000 G83L Diesel Engine
 - 95.4 Liter Displacement
 - Common Rail Injection
 - 4-Cycle
- // Complete Range of Accessories
- // Permanent Magnet Generator (PMG)
 - Brushless, Rotating Field
 - 300% Short Circuit Capability
 - 2/3 Pitch Windings
- // Digital Control Panel(s)
 - UL Recognized,  us, NFPA 110
 - Complete System Metering
 - LCD Display
- // Cooling System
 - Integral Set-Mounted
 - Engine Driven Fan

STANDARD EQUIPMENT

// Engine

| | |
|---------------------------------|---|
| Air Cleaners | Brushless Alternator with Brushless Pilot Exciter |
| Oil Pump | 4 Pole, Rotating Field |
| Full Flow Oil Filter | 130°C Standby Temperature Rise |
| Jacket Water Pump | 2 Bearing, Sealed |
| Inter Cooler Water Pump | Flexible Coupling |
| Thermostats | Full Amortisseur Windings |
| Exhaust Manifold - Dry | 125% Rotor Balancing |
| Blower Fan & Fan Drive | 3-Phase Voltage Sensing |
| Radiator - Unit Mounted | ±.25% Voltage Regulation |
| Electric Starting Motor - 24V | 100% of Rated Load - One Step |
| Governor - Electric Isochronous | 3% Maximum Harmonic Content |
| Base - Structural Steel | |
| SAE Flywheel & Bell Housing | |
| Charging Alternator - 24V | |
| Battery Box & Cables | |
| Flexible Fuel Connectors | |
| Flexible Exhaust Connection | |
| EPA Certified Engine | |

// Generator

| | |
|---|--|
| NEMA MG1, IEEE and ANSI standards compliance for temperature rise and motor starting | |
| Sustained short circuit current of up to 300% of the rated current for up to 10 seconds | |
| Self-Ventilated and Drip-Proof | |
| Superior Voltage Waveform | |
| Digital, Solid State, Volts-per-Hertz Regulator | |
| No Load to Full Load Regulation | |
| | // Digital Control Panel(s) |
| | Digital Metering |
| | Engine Parameters |
| | Generator Protection Functions |
| | Engine Protection |
| | SAE J1939 Engine ECU Communications |
| | Windows-Based Software |
| | Multilingual Capability |
| | Remote Communications to our RDP-110 Remote Annunciator |
| | 16 Programmable Contact Inputs |
| | 7 Contact Outputs |
| | UL Recognized,  us, CE Approved |
| | Event Recording |
| | IP 54 Front Panel Rating with Integrated Gasket |
| | NFPA110 Level Compatible |

APPLICATION DATA

// Engine

| | |
|-------------------------------|---------------|
| Manufacturer | MTU |
| Model | 20V 4000 G83L |
| Type | 4-Cycle |
| Arrangement | 20V |
| Displacement: Cu In (lit) | 5,822 (95.4) |
| Bore: in (cm) | 6.69 (17) |
| Stroke: in (cm) | 8.27 (21) |
| Compression Ratio | 16.5:1 |
| Rated RPM | 1,800 |
| Engine Governor | ADEC |
| Max Power: Standby: bhp (kWm) | 4,678 (3,490) |
| Max Power: Prime: bhp (kWm) | 4,035 (3,010) |
| Regulation | ±.25% |
| Frequency | 60 Hz |
| Air Cleaner | Dry |

// Liquid Capacity (Lubrication)

| | |
|---|------------|
| Total Oil System: gal (lit) | 103 (390) |
| Engine Jacket Water Capacity: gal (lit) | 54.2 (205) |
| After Cooler Water Capacity: gal (lit) | 14.5 (55) |
| System Coolant Capacity: gal (lit) | 215 (814) |

// Electrical

| | |
|--|-------|
| Electric Volts DC | 24 |
| Cold Cranking Amps Under 0°F (-17.8°C) | 3,000 |

// Fuel System

| | |
|----------------------------------|-------------|
| Fuel Supply Connection Size | 1" NPT |
| Fuel Return Connection Size | 3/4" NPT |
| Maximum Fuel Lift: ft (m) | 3 (1) |
| Recommended Fuel | Diesel #2 |
| Total Fuel Flow: gal/hr (lit/hr) | 349 (1,320) |

// Fuel Consumption

| | STANDBY | PRIME |
|--|-----------|-----------|
| At 100% of Power Rating: gal/hr (lit/hr) | 212 (803) | 182 (689) |
| At 75% of Power Rating: gal/hr (lit/hr) | 156 (591) | 148 (560) |
| At 50% of Power Rating: gal/hr (lit/hr) | 108 (409) | 103 (390) |

// Cooling - Radiator System

| | STANDBY | PRIME |
|---|----------------|----------------|
| Ambient Capacity of Radiator: °F (°C) | 117 (47) | 117 (47) |
| Maximum Allowable Static Pressure on Rad. Exhaust: in. H ₂ O (kPa) | 0.5 (0.12) | 0.5 (0.12) |
| Water Pump Capacity: gpm (lit/min) | 440 (1,667) | 440 (1,667) |
| After Cooler Pump Capacity: gpm (lit/min) | 163 (617) | 163 (617) |
| Heat Rejection to Coolant: BTUM (kW) | 76,149 (1,339) | 67,227 (1,183) |
| Heat Rejection to After Cooler: BTUM (kW) | 56,813 (999) | 50,842 (894) |
| Heat Radiated to Ambient: BTUM (kW) | 13,080 (230) | 12,606 (221.7) |

// Air Requirements

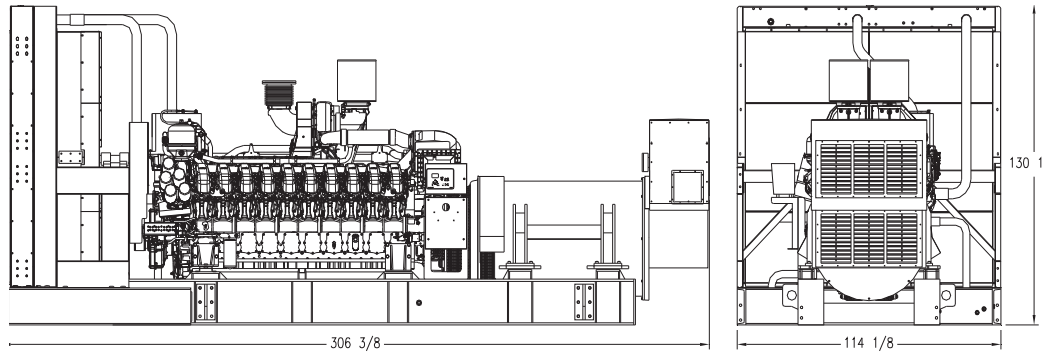
| | STANDBY | PRIME |
|--|-----------------|-----------------|
| Aspirating: *SCFM (m ³ /min) | 9,111 (258) | 8,687 (246) |
| Air Flow Required for Rad. Cooled Unit: *SCFM (m ³ /min) | 135,367 (3,833) | 142,018 (4,022) |
| Air Flow Required for Heat Exchanger/Remote Rad. based on 25°F Rise: *SCFM (m ³ /min) | 29,500 (840) | 28,041 (799) |

* Air density = 0.0739 lbm/ft³ (1.184 kg/m)

// Exhaust System

| | STANDBY | PRIME |
|---|--------------|--------------|
| Gas Temp. (Stack): °F (°C) | 1,013 (545) | 914 (490) |
| Gas Volume at Stack Temp: CFM (m ³ /min) | 25,003 (708) | 21,824 (618) |
| Maximum Allowable Back Pressure: in. H ₂ O (kPa) | 34.1 (8.5) | 34.1 (8.5) |

WEIGHTS AND DIMENSIONS



Drawing above for illustration purposes only, based on standard open power 480 volt generator. Lengths may vary with other voltages. Do not use for installation design.

| System | Dimensions (LxWxH) | Weight (less tank) |
|--------|---|-----------------------|
| OPU | 306.38 x 114.13 x 130.5 in (7,780 x 2,900 x 3,310 mm) | 60,553 lb (27,466 kg) |

Weights and dimensions are based on open power units and are estimates only. Consult the factory for accurate weights and dimensions for your specific generator set.

SOUND DATA

| Unit Type | Standby Full Load | Standby No Load | Prime Full Load | Prime No Load |
|------------------------------------|-------------------|-----------------|-----------------|---------------|
| OPU w/Critical Grade Muffler (dBA) | 107 | 100 | 105.5 | 100 |

Measurements for sound data are taken at 23 ft (7 m).

EMISSIONS DATA

| NO _x + NMHC | CO | PM |
|------------------------|------|------|
| 4.19 | 0.82 | 0.14 |

All units are in g/hp-hr and are EPA D2 cycle values.

Emission levels of the engine may vary as a function of ambient temperature, barometric pressure, humidity, fuel type and quality, installation parameters, measuring instrumentation, etc. The data provided are laboratory results from one engine representing this rating. The data was obtained under controlled environmental conditions with calibrated instrumentation traceable to the United States National Bureau of Standards and in compliance with US EPA regulations found within 40 CFR Part 89. The weighted cycle value from each engine is guaranteed to be below the US EPA Standards at the US EPA defined conditions.

Materials and specifications subject to change without notice.

RATING DEFINITIONS AND CONDITIONS

- // Ambient capability factor at 984 ft (300 m). Consult your local MTU Onsite Energy Power Generation Distributor for other altitudes.
 - // Standby ratings apply to installations served by a reliable utility source. The standby rating is applicable to varying loads for the duration of a power outage. No overload capability for this rating. Ratings are in accordance with ISO-3046/1, BS 5514, AS 2789, and DIN 6271.
 - // Prime power ratings apply to installations where utility power is unavailable or unreliable. At varying load, the number of generator set operating hours is unlimited. A 10% overload capacity is available for one hour in twelve. Ratings are in accordance with ISO-8528/1, overload power in accordance with ISO-3046/1, BS 5514, AS 2789, and DIN 6271. For limited running time and base load ratings, consult the factory.
 - // Deration Factor:
 - Altitude:** No power decrease with increased elevation up to 4,921 ft (1,500 m)* at 77°F (25°C).
 - Temperature:** No power decrease with increased intake combustion temperature at 328 ft (100 m).
- *Contact factory for deration above 4,921 ft (1,500 m).